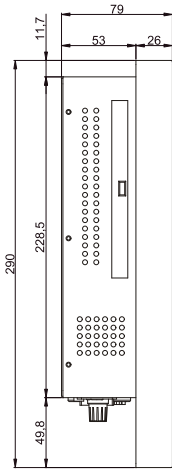
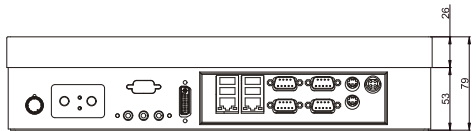
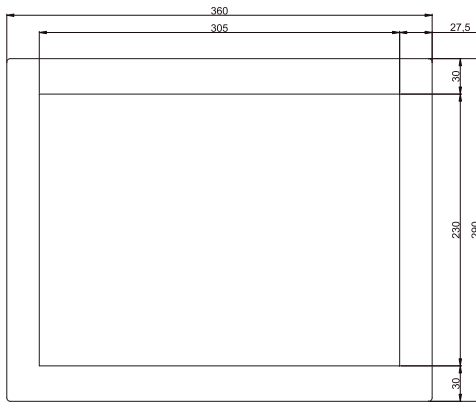


PAC-WN15-N270-CHM

SIDE VIEW



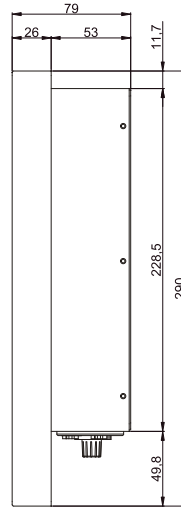
FRONT VIEW



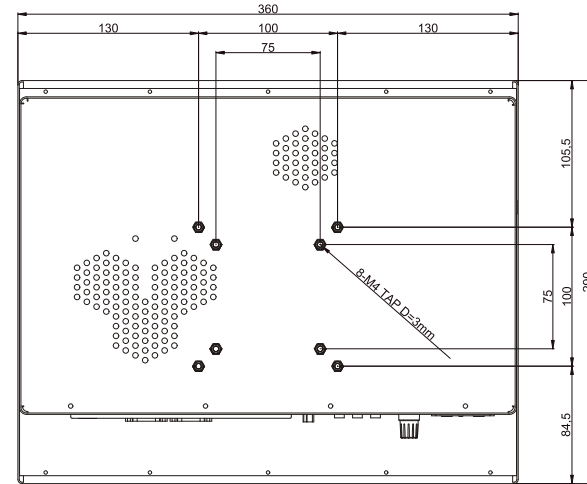
BOTTOM VIEW

Measurements shown in mm
All Dimensions are ± 0.5 mm

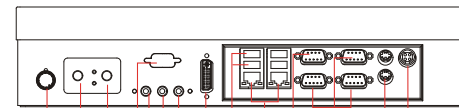
SIDE VIEW



BACK VIEW



Fully Integrated I/O



- | | |
|---------------------------|----------------------|
| 1. Brightness Adjustment | 7. USB |
| 2. Knob Power On Button | 8. RJ-45 |
| 3. Power Reset Button | 9. VGA Out |
| 4. RS-232 Conn.(Optional) | 10. RS-232 Conn. |
| 5. Audio Jack | 11. PS/2 |
| 6. DVI (Optional) | 12. DC-IN Power Jack |