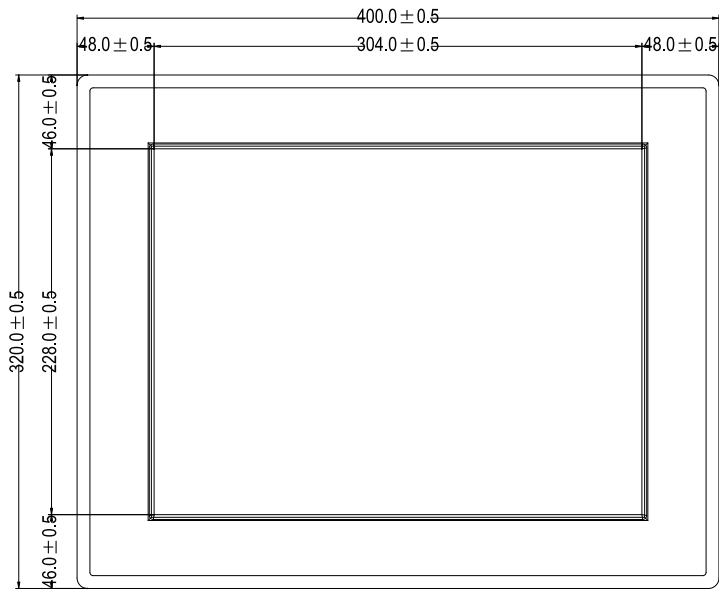
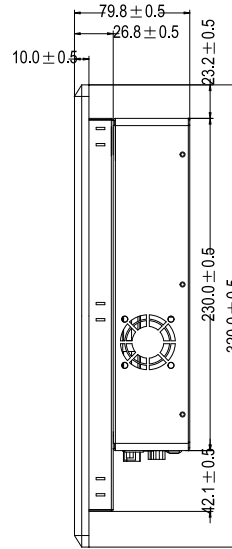


DisplayPac-WN15-C2D

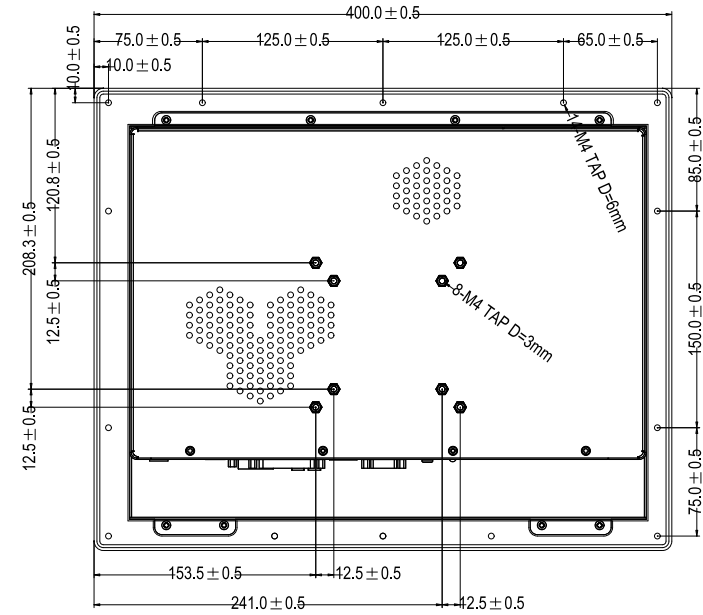
FRONT VIEW



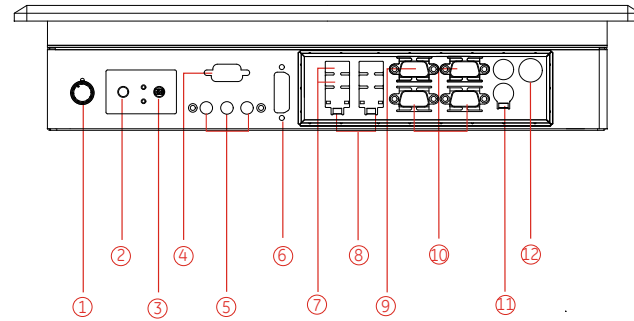
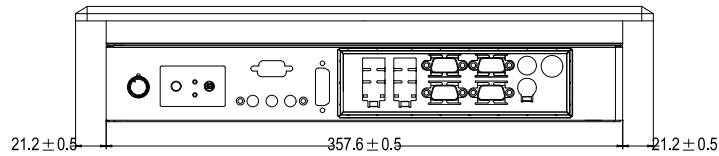
SIDE VIEW



BACK VIEW



BOTTOM VIEW



Measurements shown in mm
Tolerance of all dimensions is shown as follows:
0 to 30 mm ±0.1 mm, 30 to 50 mm ±0.15 mm,
50 to 120 mm ±0.2 mm, above 120 mm ±0.25 mm

- | | |
|--------------------------------|----------------------|
| 1. Brightness Adjustment Knob | 7. USB |
| 2. Power On Button | 8. RJ-45 |
| 3. Power Reset Button | 9. VGA Out |
| 4. RS-232 Connector (optional) | 10. RS-232 Connector |
| 5. Audio Jack | 11. PS/2 |
| 6. DVI (optional) | 12. DC IN Power Jack |



A GE Intelligent Platforms Company

NOTE: This is a simplified drawing and some components are not marked in detail. Please contact your Applications Engineer for additional product information.